

PRODUCT SPECIFICATIONS, INSTALLATION INFORMATION, WARRANTY

01-350-050 Exhaust Fan – Wide Plate (19” x 10”)

01-350-070 Intake Fan – Wide Plate (19” x 10”)

Specifications:

Output: 145 CFM


Nominal: 0.7A at 12V DC

Usage: 10 Watts

Noise: 34 dB

Power Jack: Use Fan Connector Wire with Quick Splice Connectors or 12V AC Adapter (01-175-032).

Mounting: Plate is 19 inches wide by 10 inches high. Mount from inside crawlspace behind existing vent opening.



Front & Back View

Tools needed for Installation:

- Drill(s) (Note: Two drills will avoid the need to switch drill bits while in the crawlspace.)
- Masonry screw kit (i.e. masonry screws and drill bit for concrete/masonry)
- Drill bit for screws selected

Installation Steps:

1. Fan will be mounted to wall from inside the crawlspace. Align the plate to cover the opening.
2. Permanently secure to the wall with 2 to 4 screws. Drill into the top corner of the plate through plastic and into wall using masonry drill bit. (Note: If mounting to brick, it is best to drill into mortar between the brick. If mounting to cinder block, you can drill into mortar or directly into cinder block.)
3. Hold the plate in place and then insert masonry screw and tighten the screw with drill.
4. Repeat steps for drilling, inserting screws and tightening.
5. Fan is ready for power connection, either with AC adapter into standard outlet or via low voltage wire with the fan connector wire and quick splice connectors.






ATMOX INC

10612-D Providence Road #229
Charlotte, NC 28277

Phone: 704.248.2858
Fax: 704.675.9858

Website: www.atmox.com
Email: info@atmox.com

Power Options:

ATMOX Controls	ATMOX Power Supply	AC Adapter Using Standard Outlet
<p>Use Fan Connector Wire with Quick Splice Connectors Item: 01-175-510 (included with fan)</p> <ul style="list-style-type: none"> • ATMOX Controls trigger fans to come on and off to improve conditions. • One electrical outlet needed for control box to power all fans. • Different ATMOX fans can be combined up to 150 watts or 15 of the 145 CFM fans. Note usage of fans used. • Fans receive power and signal through low voltage wire. Recommend 14/2 gauge. (Item: 03-200-100) • Fan Connector Wire plugs into jack on back of fan. See instructions in ATMOX Control Installation Guide for more information on wiring. 	<p>Use Fan Connector Wire with Quick Splice Connectors Item: 01-175-510 (included with fan)</p> <ul style="list-style-type: none"> • Power Supply runs continuously unless triggered by some type of control. • One electrical outlet needed for power supply to power all fans. • Different ATMOX fans can be combined up to 150 watts or 15 of the 145 CFM fans. Note usage of fans used. • Fans receive power through low voltage wire. Recommend 14/2 gauge. (Item: 03-200-100) • Fan Connector Wire plugs into jack on back of fan. See instructions in ATMOX Power Supply Installation Guide for more information on wiring. 	<p>Use 12V AC Adapter (2.1 mm) Item: 01-175-032 (AC Adapters not included – sold separately)</p> <ul style="list-style-type: none"> • Use one electrical outlet for each individual fan. • Outlet must be within 6 feet of fan location. • Fan will run continuously unless triggered by some type of control. • AC Adapter plugs directly into jack on back of fan.
		

LIMITED THREE-YEAR WARRANTY

When installed, operated, used and maintained as intended in residential applications and according to the instructions supplied with ATMOX products, ATMOX warrants its products for a period of 3-years from the date of purchase against any defects in material and workmanship. The products covered by this warranty include the control boxes, fans, sensors and wiring manufactured by ATMOX. ATMOX will repair or replace, at ATMOX's option, any ATMOX product or component found to be defective within the 3-year warranty period.

ATMOX products are designed to improve conditions in the crawlspace, basement or attic, yet are limited by atmospheric and natural conditions over which ATMOX has no control and which are not covered by this warranty. ATMOX products are not warranted against damage caused by electrical surges, fire or other casualty, vandalism, or acts of God (including lightning strikes and floods). This warranty does not make representations regarding mold, insects, termites, water, rot, electrical, HVAC, roof, framing, foundation, floors, drywall, gutters, ice dams or other problems that may occur in a house structure. The warranty does not include any costs of removal or reinstallation.

Third-party products by other manufacturers sold by ATMOX (such as dehumidifiers) are not covered by this warranty but may be covered under separate warranties by the product's manufacturer. Purchaser should contact third party manufacturers for warranty claims and coverage of third-party products not manufactured by ATMOX.

ATMOX INC'S LIABILITY UNDER THIS LIMITED WARRANTY IS STRICTLY LIMITED TO REPAIR OR REPLACEMENT OF DEFECTIVE ATMOX PRODUCTS. OTHER THAN THE WARRANTIES EXPRESSLY DESCRIBED HEREIN, ATMOX DISCLAIMS ALL OTHER WARRANTIES, EXPRESS OR IMPLIED, INCLUDING BUT NOT LIMITED TO ANY WARRANTIES OF MERCHANTABILITY OR FITNESS FOR A PARTICULAR PURPOSE. ATMOX WILL NOT BE LIABLE FOR ANY SPECIAL, INCIDENTAL OR CONSEQUENTIAL DAMAGES.

Some states do not allow certain limitations and exclusions of warranty, so these exclusions may not apply to you. This warranty gives you specific legal rights, and you may also have other rights, which vary from state to state.